RevNo	Revision note	Date	Signature	Checked
1				
2				
3				

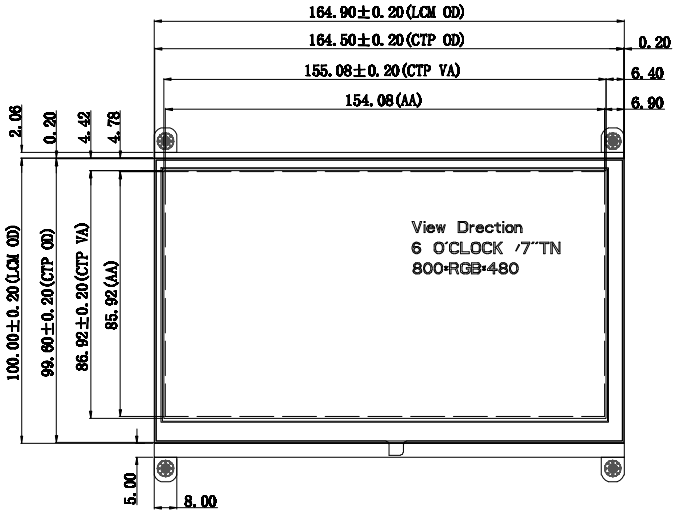

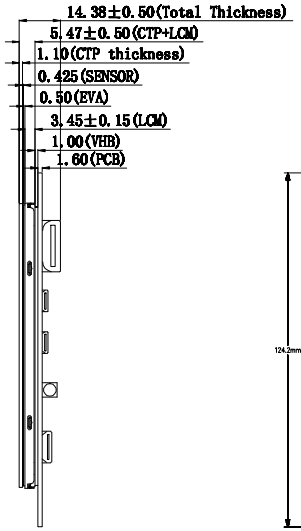

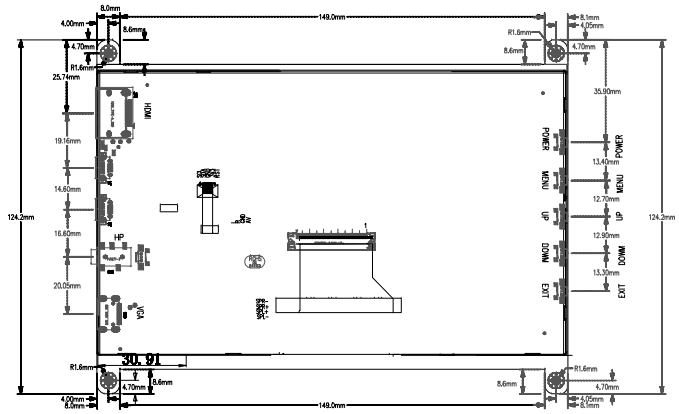

Notes:
1. Display 7" TN;
2. Dot:800*RGB*480, Pixel pitch:0.1926*0.1790;
3. IC TYPE:
   Source driver:NT39419 T=0.4;
   Gate Driver:NT52001 T=0,4;
3. ()Reference dmension;
4. View direction:6 O'Clock;
5. The bending radius of FPc should be larger than 0.6R;
6. Check Item:1~5.

Note:
1. COVER Glass+ITO FILM+FPC
   COVER Glass:1.1mm
   ITO FILM:0.425mm
   FPC:(PINCH=0.5mm)
   Thickness: 1.525±0.1mm
   Drive IC:GT911
2. Operating Voltage: 2.8V-3.3 V
3. Transmittance: ≥80%
4. Hardness: 6H
5. Operating TEMP: -20℃~+70℃, ≤90%RH
6. Storage TEMP: -30℃~+80℃, ≤90%RH
7. General Tolerance: ±0.2mm

LED CIRCUIT DIAGRAM:



If=60mA,Vf=27V

J2 Touch USB

PIN NO	DINFINATION
1	GND
2	DM
3	DP
4	NC
5	+5V

J1 USB Power input

PIN NO	DINFINATION
1	GND
2	NC
3	NC
4	NC
5	+5V

CN5 VGA

PIN NO	DINFINATION
1	DATA2 SHIELD
2	DATA2+
3	DATA2-
4	DATA1 SHIELD
5	DATA1+
6	DATA1-
7	DATA0 SHIELD
8	DATA0+
9	DATA0-
10	CLK SHIELD
11	CLK+
12	CLK-
13	DDC
14	CSC
15	SCL
16	SDA
17	NC
18	+5V POWER
19	HOT PLUG

JP1 HDMI

PIN NO	DINFINATION
1	DATA2 SHIELD
2	DATA2+
3	DATA2-
4	DATA1 SHIELD
5	DATA1+
6	DATA1-
7	DATA0 SHIELD
8	DATA0+
9	DATA0-
10	CLK SHIELD
11	CLK+
12	CLK-
13	DDC/CEC GND
14	CEC
15	SCL
16	SDA
17	UTILITY
18	+5V POWER
19	HOT PLUG

Limits Unless Otherwise Noted					Signature	Date	Material	
Tolerance Grade				Design				
Grade	○			Drawing			Unit	mm
0 - 150	±0.10	±0.15	±0.20	Check			Scale	1:1
150+	±0.20	±0.25	±0.30	Approval				
Angle	±0.50°	±0.80°		Customer confirm			Date	20250220

4D SYSTEMS

Customer NO.	
Drawing NO.	4DHDMI-70-800-480-CT-EAR-500
Projection	Ver. 1.0