

1

2

3

4

A

A

B

B

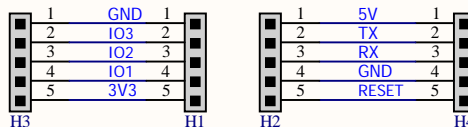
C

C

D

D

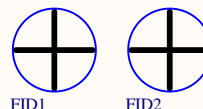
MatesBUS




These 5 signals can be connected to the BBM Programmer, for directly programming the connected MatesBUS device.

△ IO1, IO2, and IO3 are dependant on the MatesBUS device connected. Not all MatesBUS products will offer all 3 GPIO, some might not offer any.

3V3 is the 3.3V output from the MatesBUS device, again not all MatesBUS devices may offer 3.3V output.



Title: BBM-MatesBUS-Stand	
Revision: 1.1	
Date: 28/07/2021	
http://www.BreadBoardMates.com	

1

2

3

4