


gen4-Breakout



Datasheet

Revision 1.3

Copyright © 2024 4D Systems

Content may change at any time. Please refer to the resource centre for latest documentation.

Contents

1. Description	3
2. FPC Cable Specification	4
3. Header Compatibility	4
4. Mechanical Dimensions	5
5. Revision History	6
6. Legal Notice	7
6.1. Proprietary Information	7
6.2. Disclaimer of Warranties & Limitations of Liabilities	7

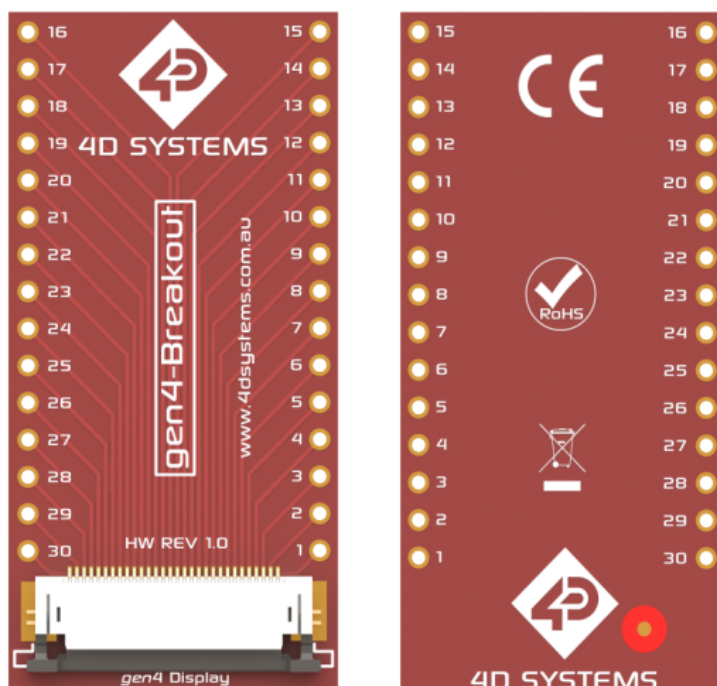
1. Description

This datasheet covers the gen4-Breakout board, which is compatible with multiple 4D gen4 display modules, along with the pixxiLCD range of display modules. It is included in some Starter Kit (SK) packs with certain products, or can be obtained separately, and is a quick and easy way to interface to the 4D gen4 display modules.

The gen4-Breakout is very simple, it breaks out the 30 signals from the FFC connector into 30 pads, 15 down each side. The breakout board is breadboard compatible if desired, or header pins (not included) can be soldered for ease of connections, or simply solder wires directly (not included).

The gen4-Breakout is useful when getting to each of the 30 signals is required, without the interference of USB devices or other peripherals, such as trying to utilize the TX/RX pins from a gen4 module but fighting with the USB controller on the 4D-UPA programmer. The gen4-Breakout solves this, and offers simple access to each of the signals, useful for both development and final products, without having to manage the FPC connector directly.

The gen4-Breakout has a 30-way top contact FFC connector at the top of the module, for connecting to gen4 display modules, and then 15 through-hole pads down each side, breaking out the 30 signals.



gen4-Breakout, Front View (Left), Back View (Right)

The gen4-Breakout is compatible with all gen4 display modules which feature a 30-pin FFC. It does not matter what the pinout is of each gen4 display, or if they are compatible with each other, as this gen4-Breakout blindly breaks out each signal individually to a pad so its function is based purely on the module connected to the FPC connector. Please refer to the gen4 display module you are connecting, as to what each of the 30 pins function will be.

2. FPC Cable Specification

The FFC cables supplied by 4D Systems (included with products) have the following specifications:

- 30 Pin Flexible Flat Cable, 150mm Long, 0.5mm (0.02") pitch
- Cable Type: AWM 20624 80C 60V VW-1
- Heat Resistance 80 Degrees Celsius
- Connections on the opposite side at each end (Type B)


If there is a requirement for different length FPC cables, please contact the 4D Systems Sales team for assistance.

3. Header Compatibility

Virtually any 2.54mm (0.1") pitch headers should be able to be mounted to the gen4-Breakout. Standard male or female pin headers have been tested successfully, widely available from electronics suppliers.




Example Male pin header, 2.54mm (0.1") Pitch (not included)



Example Female pin header, 2.54mm (0.1") Pitch (not included)

4. Mechanical Dimensions



5. Revision History

<div><div></div>Hardware Revision</div>		
Revision Number	Date	Description
1.0	Sept 2019	Initial Public Release Version

<div><div></div>Datasheet Revision</div>		
Revision Number	Date	Description
1.0	04/11/2020	Initial Release Version
1.1	07/12/2022	Minor update/typo fix before release
1.2	21/12/2022	Modified datasheet for web-based documentation
1.3	07/03/2024	Updated formatting for resource centre redesign

6. Legal Notice

6.1. Proprietary Information

The information contained in this document is the property of 4D Systems Pty. Ltd. and may be the subject of patents pending or granted, and must not be copied or disclosed without prior written permission. 4D Systems endeavours to ensure that the information in this document is correct and fairly stated but does not accept liability for any error or omission. The development of 4D Systems products and services is continuous and published information may not be up to date. It is important to check the current position with 4D Systems. 4D Systems reserves the right to modify, update or make changes to Specifications or written material without prior notice at any time.

All trademarks belong to their respective owners and are recognised and acknowledged.

6.2. Disclaimer of Warranties & Limitations of Liabilities

4D Systems makes no warranty, either expressed or implied with respect to any product, and specifically disclaims all other warranties, including, without limitation, warranties for merchantability, non-infringement and fitness for any particular purpose.

Information contained in this publication regarding device applications and the like is provided only for your convenience and may be superseded by updates. It is your responsibility to ensure that your application meets with your specifications.

Images and graphics used throughout this document are for illustrative purposes only. All images and graphics used are possible to be displayed on the 4D Systems range of products, however the quality may vary.

In no event shall 4D Systems be liable to the buyer or to any third party for any indirect, incidental, special, consequential, punitive or exemplary damages (including without limitation lost profits, lost savings, or loss of business opportunity) arising out of or relating to any product or service provided or to be provided by 4D Systems, or the use or inability to use the same, even if 4D Systems has been advised of the possibility of such damages.

4D Systems products are not fault tolerant nor designed, manufactured or intended for use or resale as on line control equipment in hazardous environments requiring fail - safe performance, such as in the operation of nuclear facilities, aircraft navigation or communication systems, air traffic control, direct life support machines or weapons systems in which the failure of the product could lead directly to death, personal injury or severe physical or environmental damage ('High Risk Activities'). 4D Systems and its suppliers specifically disclaim any expressed or implied warranty of fitness for High Risk Activities.

Use of 4D Systems' products and devices in 'High Risk Activities' and in any other application is entirely at the buyer's risk, and the buyer agrees to defend, indemnify and hold harmless 4D Systems from any and all damages, claims, suits, or expenses resulting from such use. No licenses are conveyed, implicitly or otherwise, under any 4D Systems intellectual property rights.